

## 2023 annual report to the Community

# Grange Primary School

Grange Primary School number: 1022

Partnership: Western Adelaide Shores



Grant Small

*G.R. Small*

## Context Statement

Grange Primary School caters for students from R-6. At the time of this report, the enrolment in 2023 is 696. Grange Primary School is classified as Category 6 on the Department for Education Index of Educational Disadvantage. At the time of this report, the school population includes 3% Aboriginal students, 3% students with disabilities, 11% students with English as an additional language or dialect (EALD) funded background, 1% children/young people in care. Further information about the school is available on the school's website (including its context statement), as well as the My School website.

## Governing Council Report

Dear School Community,

Welcome to the end of year report for Governing Council in 2023. In this report we'll reflect on a year of change in the school leadership and also in the operation of the school.

As always, student learning and engagement remained the foremost concern for the Governing Council. We were briefed regularly on their activities and achievements, and celebrated the high standard consistently achieved by the students. We recognise our teachers, the instructional leaders and coaches, who have continued to demonstrate their pursuit of excellence across the curriculum. We are very grateful to the staff for their unwavering commitment to learning outcomes and student wellbeing.

The values of Grange Primary School are respect, best effort and being kind. The Governing Council saw these values embraced by the school community, including our parents and volunteers. Most notably, we supported initiatives to improve inclusive practices and provide sensory spaces for students with special needs. To this end, the school hosted the Honourable Mark Butler MP, Member for Hindmarsh, who was supportive of the improvements proposed by the school. We also celebrated the leadership of Caroline Harkins with our Grange Green Beans and the Eco-Schools Program, with more than 20 students giving up their lunchtime to participate. Through our Sustainability Subcommittee we'll continue to promote student interest in sustainability and their environment.

Early in the year, we farewelled Grant Small, as he moved into a new role within the Department for Education as Director for Curriculum Support. We were grateful to Chris Philbrook who very capably stepped in as acting Principal while the role was advertised. We soon welcomed Stephen Jolley as our new Principal, bringing his considerable experience as Principal of Henley Beach Primary School. Stephen was quick to embrace our school values. He developed a strong connection with our students, and the school benefited from his collaborative leadership style as well as his passion for improving educational opportunities for all students at the school.

Classes commenced in earnest in our newest building. The Governing Council engaged in a consultative process to name this building and we are excited to announce the outcome at the official opening early in 2024. In other infrastructure matters, in response to rising costs of vandalism, the Department for Education will provide a fence around the perimeter of the school buildings. Whilst originally intended to enclose the entire school including the oval, the school negotiated a final design that excludes the oval, which we believe is beneficial for the wider community who wish to use this area outside school hours.

This year the school transitioned to a new administrative and finance system called the 'Education Management System'. The SSO staff are to be congratulated for planning and executing a very smooth and successful transition that minimised the impact to the operation school. A review into the budgeting and reporting of costs was undertaken across the school, OSHC and canteen businesses, to improve consistency and the accuracy of forecasting across all three. The Governing Council also worked very closely with staff this year to update the school website, and review and refresh a number of school policies, including the school camp policy. Whilst not the most glamorous of tasks, this important work underpins the operation of the school.

On behalf of the Governing Council, we would like to recognise and thank Stephen Jolley for providing leadership and direction throughout most of 2023 and wish him every success with his return to Henley Beach Primary School. We are pleased to welcome back Grant Small as Principal of Grange Primary School in 2024.

We would also like to thank all the members of Governing Council and the associated sub-committees for volunteering their time to support the administration of the school.

We are confident that in 2024 Grange Primary School will continue to bring out the best in our students and our staff, and continue to engage parents and the wider school community. We wish the entire community a safe and enjoyable Christmas break.

Paul Pearce, Chair – Governing Council

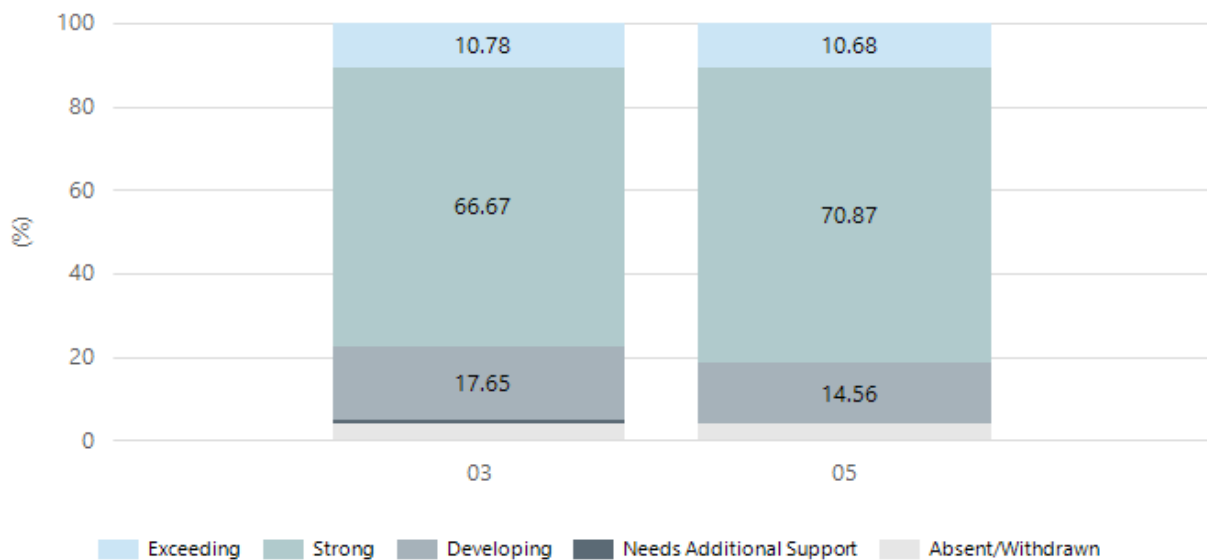
Kristie Johnson, Deputy Chair – Governing Council

## Performance Summary

### NAPLAN Proficiency

In 2023, the Australian Curriculum, Assessment and Reporting Authority (ACARA) - a Commonwealth Independent statutory authority - announced changes to NAPLAN performance reporting. This new way of reporting by ACARA that NAPLAN results from 2023 will not be comparable to previous years. The new approach replaces the previous numerical NAPLAN bands and the national minimum standard.

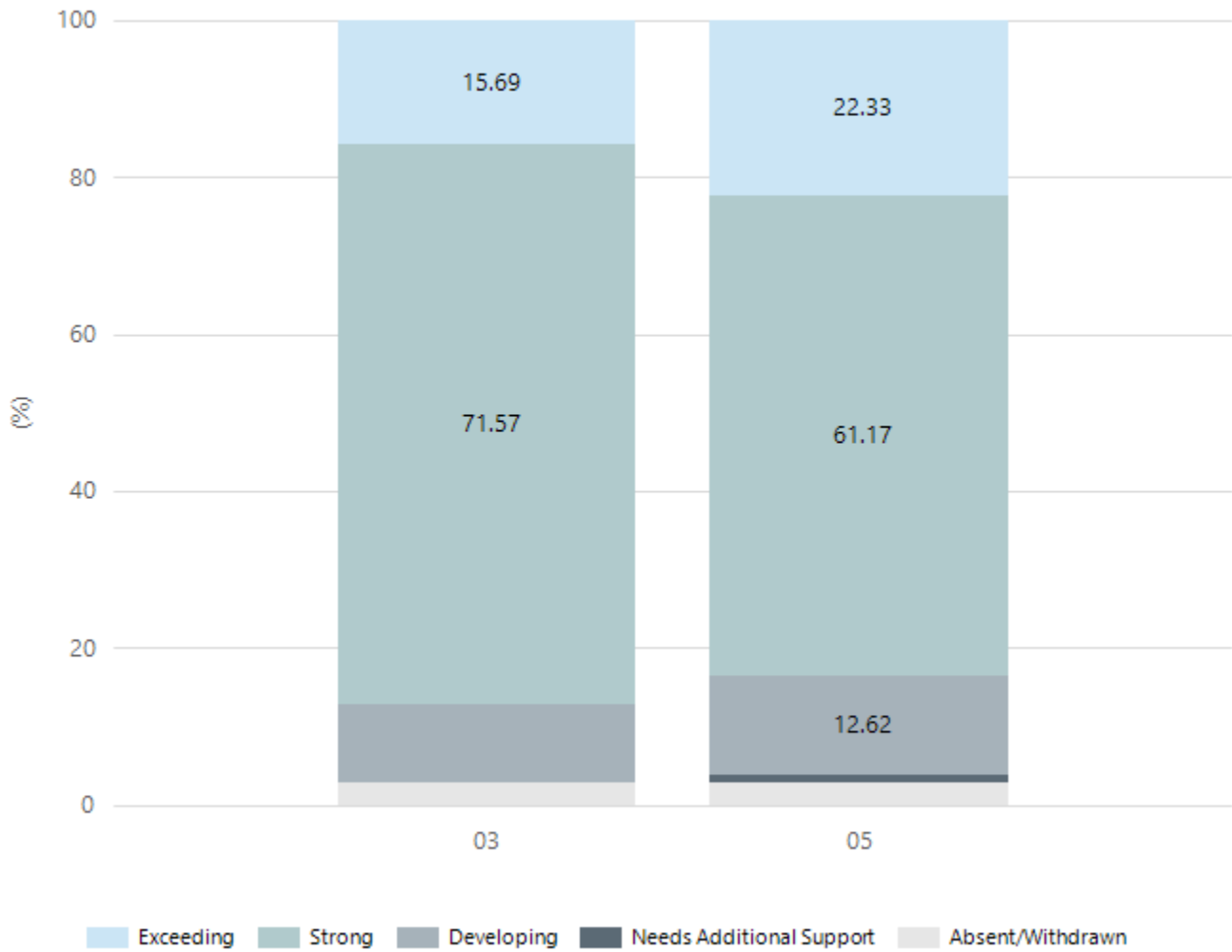
#### Numeracy



Year Level	03	05
Exceeding	11	11
Strong	68	73
Developing	18	15
Needs Additional Support	1	
Absent/Withdrawn	4	4
Total	102	103

Data Source: Department for Education Assessment Data Holdings, 2023. When there are less than six students in a cohort, no data is supplied.

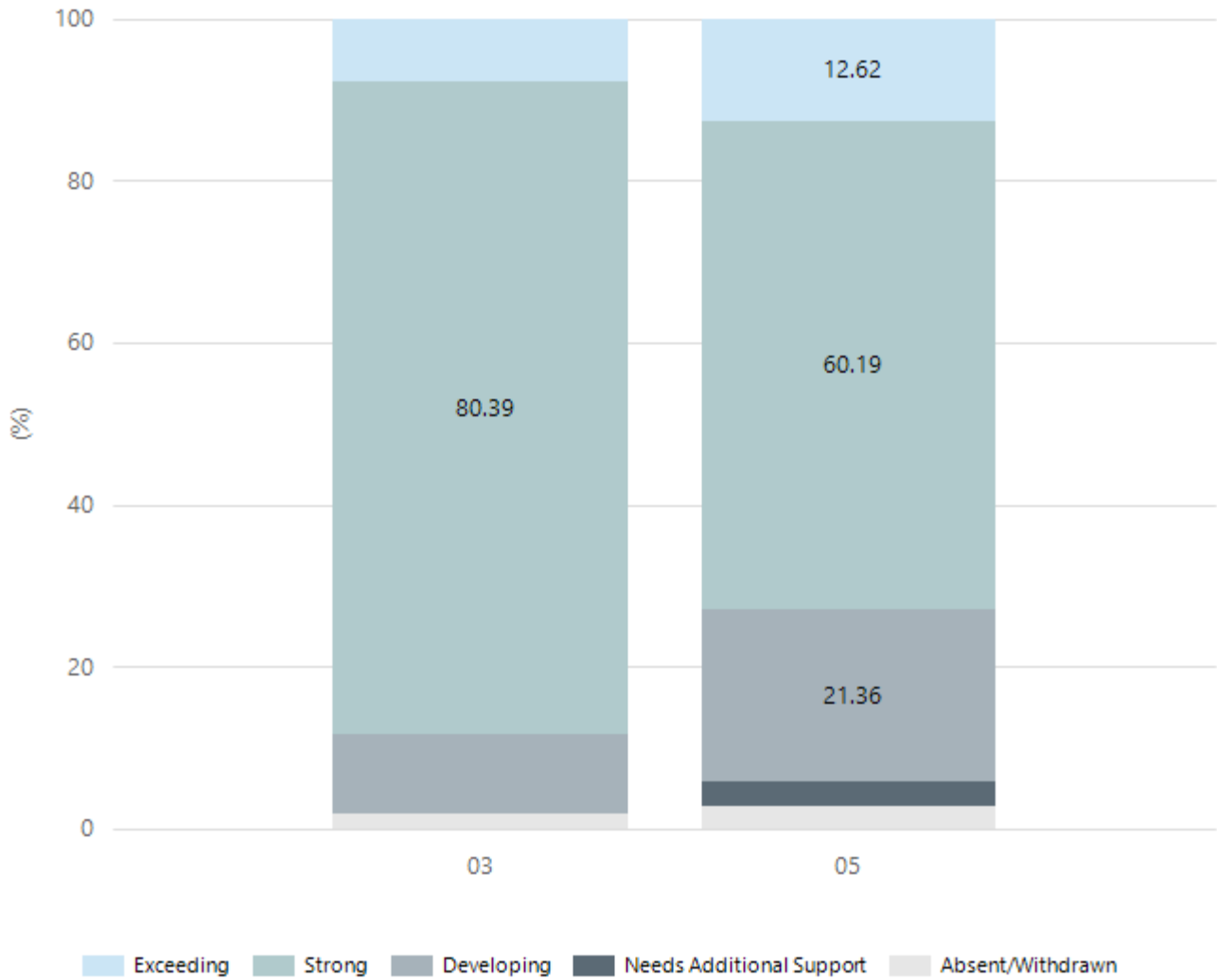
## Reading



Year Level	03	05
Exceeding	16	23
Strong	73	63
Developing	10	13
Needs Additional Support		1
Absent/Withdrawn	3	3
Total	102	103

Data Source: Department for Education Assessment Data Holdings, 2023. When there are less than six students in a cohort, no data is supplied.

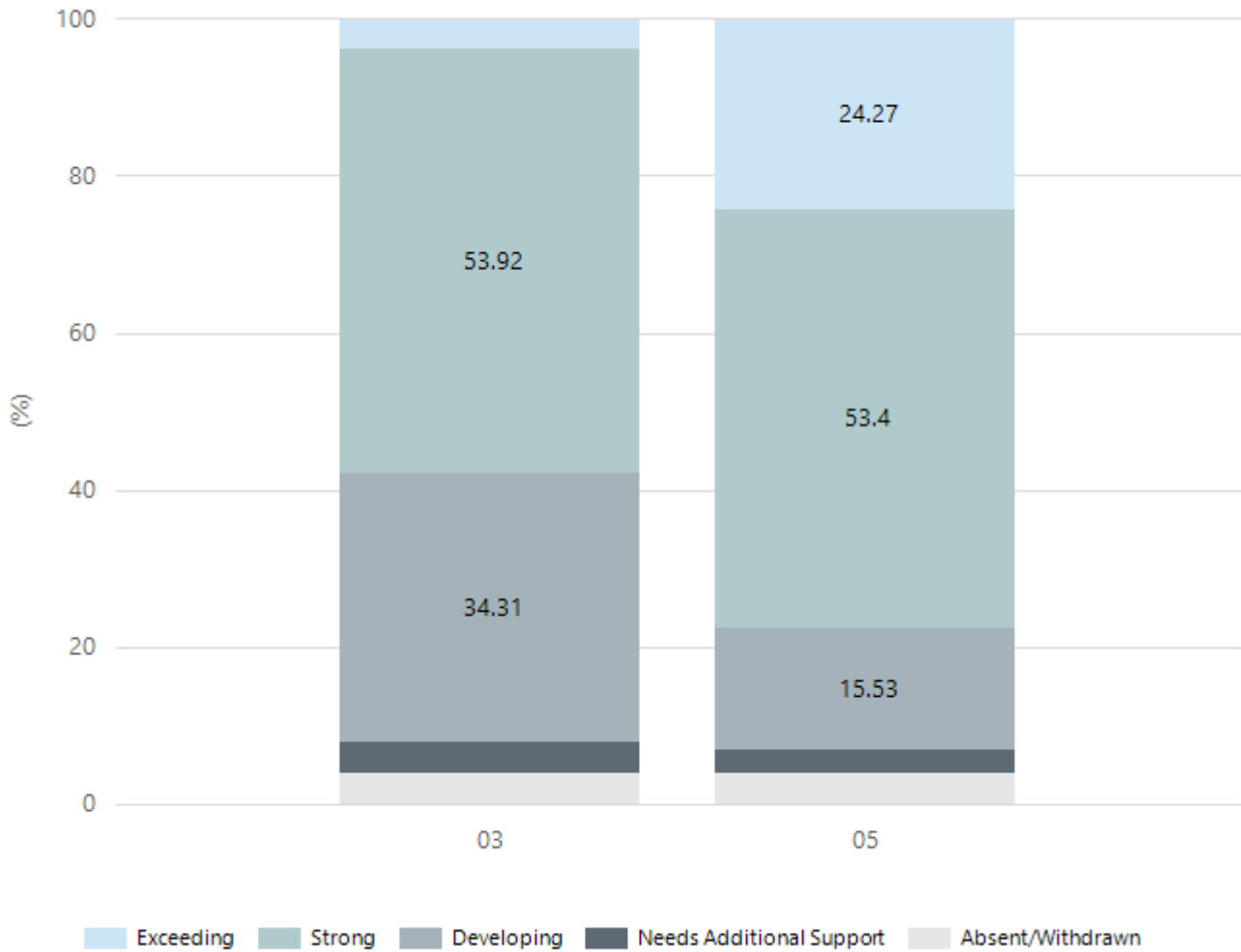
## Writing



Year Level	03	05
Exceeding	8	13
Strong	82	62
Developing	10	22
Needs Additional Support		3
Absent/Withdrawn	2	3
Total	102	103

Data Source: Department for Education Assessment Data Holdings, 2023. When there are less than six students in a cohort, no data is supplied.

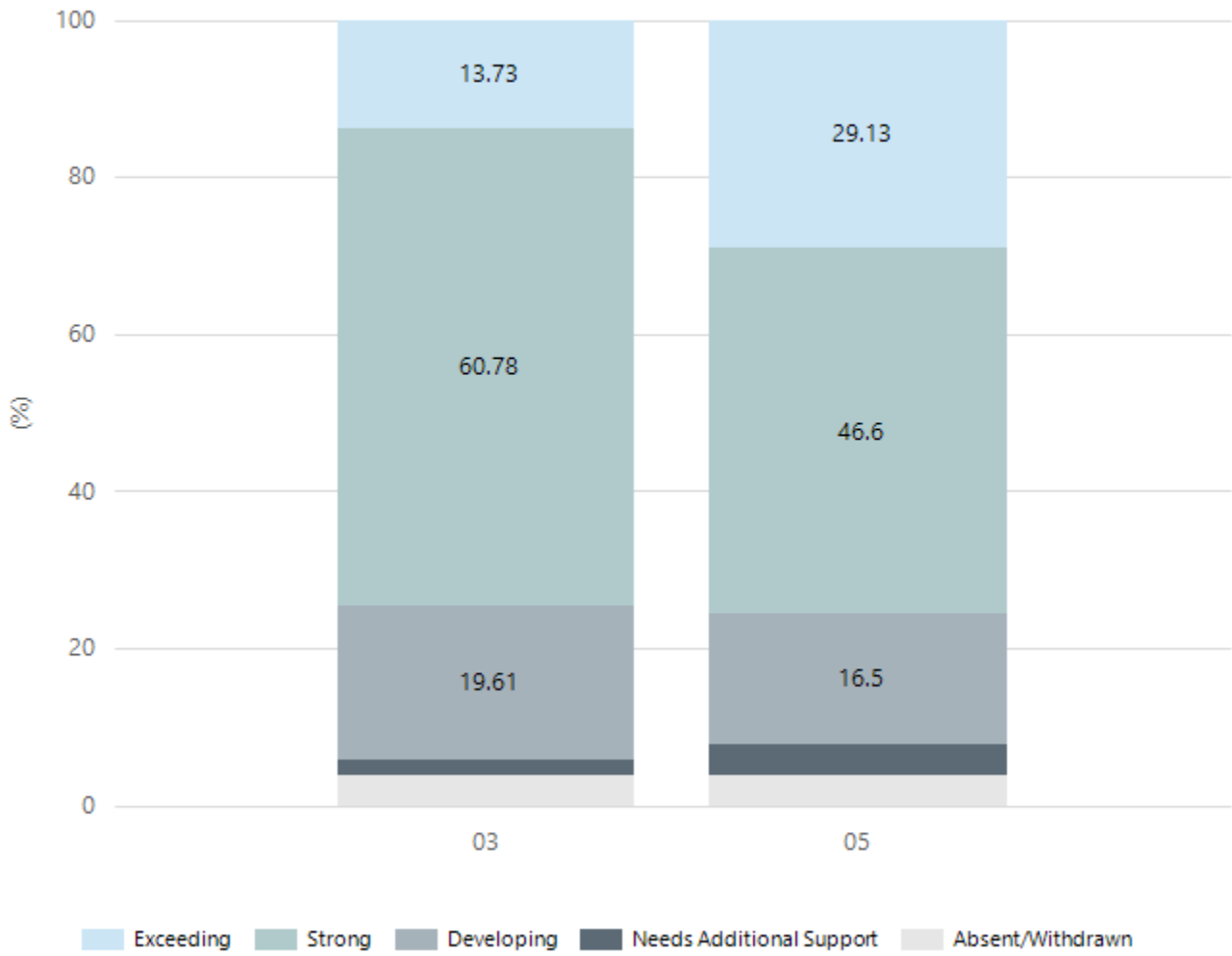
## Grammar



Year Level	03	05
Exceeding	4	25
Strong	55	55
Developing	35	16
Needs Additional Support	4	3
Absent/Withdrawn	4	4
Total	102	103

Data Source: Department for Education Assessment Data Holdings, 2023. When there are less than six students in a cohort, no data is supplied.

## Spelling



Year Level	03	05
Exceeding	14	30
Strong	62	48
Developing	20	17
Needs Additional Support	2	4
Absent/Withdrawn	4	4
Total	102	103

Data Source: Department for Education Assessment Data Holdings, 2023. When there are less than six students in a cohort, no data is supplied.

## School Attendance

Year Level	2021	2022	2023
Reception	94.9%	90.1%	92.2%
Year 01	94.1%	89.4%	92.6%
Year 02	92.8%	89.4%	91.1%
Year 03	94.7%	86.4%	91.1%
Year 04	94.5%	87.8%	90.1%
Year 05	93.4%	89.0%	89.5%
Year 06	93.8%	88.2%	90.8%
Year 07	92.3%		
Primary Other			
Total	93.9%	88.6%	91%

Data Source: Department for Education Attendance Data, Semester 1 Report 2023. A blank cell indicates there were no students enrolled. 'Primary Other' includes students enrolled in specialised education options. 'Secondary Other' includes students who have already spent a year at Year 12 and elected to undertake further study at Year 12.

## Attendance Comment

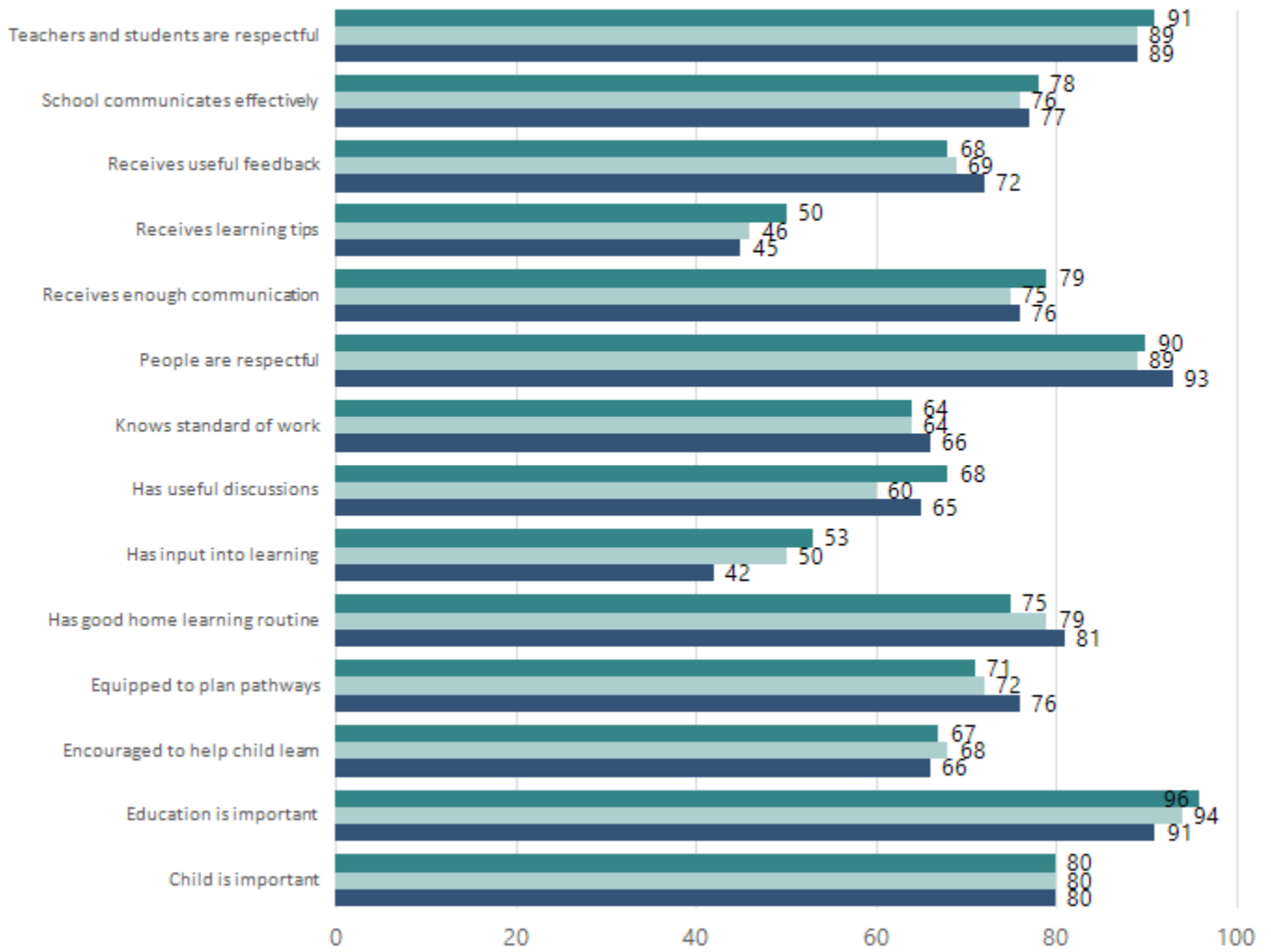
In South Australia, all children and young people must be in school from 6 years to 16 years old. They must attend a government or non-government school full time. From age 16 to 17 however, young people must attend school or an approved learning program (such as an apprenticeship, traineeship, accredited course or university). Schools and parents must encourage and support students to come to school every day. Parents and caregivers must make sure their child is enrolled in a school, and attends school all day and everyday it is open, unless a child is sick or has an approved exemption. Teachers and leaders actively follow up when a student misses school, including recording all absences and non-attendance. All schools in South Australia have local attendance procedures governed under the Education and Children's Services Regulations 2020.



# Parent Opinion Survey Results

Proportion of agree/strongly agree response(%)

2021 2022 2023



Data Source: 2023 Department for Education Parent Opinions Survey, Term 3 2023.

## Intended Destination

Leave Reason	Number	%
NG - ATTENDING NON-GOV SCHOOL IN SA	3	16.0%
OV - LEFT SA FOR OVERSEAS	3	16.0%
QL - LEFT SA FOR QLD	1	5.0%
TG - TRANSFERRED TO SA GOVERNMENT SCHOOL	12	63.0%

Data Source: Department for Education Destination Data Report, 2023. Data extract term 3 2023. Data shows recorded destinations for students that left the school in the previous year. Data is uploaded by schools in term 3 and may not reflect final or total figures at time of report creation.

# Highest Qualifications held by the teaching workforce and workforce composition

All teachers at this school are qualified and registered with the SA Teachers Registration Board.

Qualification Level	Number of Qualifications
Bachelor's degrees or Diplomas	30
Postgraduate Qualifications	14

Data Source: Data extracted from Mandatory Workforce Information Collections as on the last pay date of June 2023. As self-reported by staff in the system.

Please note: Data includes staff who are Actively employed and on extended paid leave. Please note only the highest qualification of the Teaching staff is reported. Excludes any number of other certifications earned.

## Workforce composition including indigenous staff

	Teaching Staff		Non-Teaching Staff	
	Indigenous	Non-Indigenous	Indigenous	Non-Indigenous
Full-Time Equivalents	0.0	37.9	0.4	14.9
Persons	0.0	44.0	1.0	20.0

Data Source: Data extracted from Mandatory Workforce Information Collection as on the last pay date of June 2023.

Please note: Data includes staff who are actively employed and on extended paid leave. "Indigenous category" is self-reported by staff in the system.

## Financial Statement

Funding Source	Amount
Grants: State	6,669,130.00
Grants: Commonwealth	2,574.00
Parent Contributions	318,066.00
Fund Raising	37,779.00
Other	70,000.00

Data Source: School supplied data.